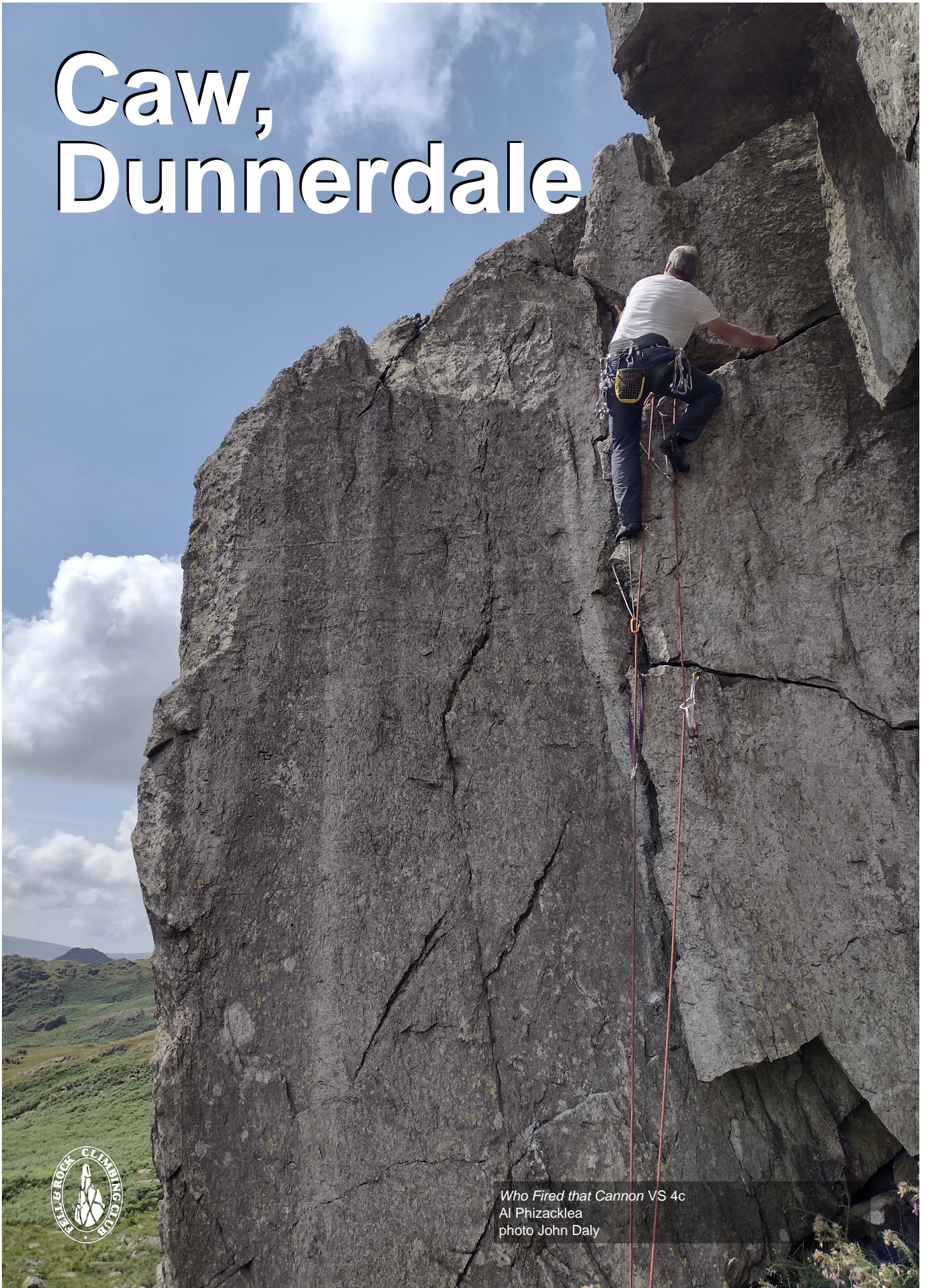


# Caw, Dunnerdale



*Who Fired that Cannon VS 4c*  
Al Phizacklea  
photo John Daly



## WARNING

You climb at your own risk. Climbing is a dangerous activity carrying the risk of serious injury or death. If you climb, the presumption is that you are aware of and accept these risks together with responsibility for your activities and your safety.

You are the sole judge of conditions, the suitability of any chosen route, the ability of the party and you take sole responsibility for your actions.

Rock is a dynamic medium and rockfalls are frequent. In the mountains the weather changes quickly, climbs change unpredictably; blocks, flakes and holds become loose and fall off, rock becomes vegetated and dirty, in situ gear deteriorates or disappears. Even a minor change can have a dramatic effect on the difficulty or seriousness of a route. There can be no presumption that any given climb will be found in the condition described. It is therefore essential that climbers judge the seriousness or difficulty of any route before committing themselves.

While every effort is made to present accurate information, the descriptions, grades and comments provided in this guidebook are compiled from a number of sources. They may contain errors, are subjective or may have changed and should not be relied on. Neither the FRCC nor anyone involved with the production of this guide can be held responsible for any inaccuracies, omissions or mistakes, nor liable for any personal or third party injuries or damage, howsoever caused, arising from the use of this information.

## Copyright

© FRCC Guides 2024

Published by The FRCC: Industrial and Provident Societies Reg. 30506 R

## FRCC GUIDES

Instructions for downloading and printing.

The mini-guides and crag pdfs can be downloaded to your smartphone or tablet

1. click on the link <https://www.frcc.co.uk/mini-guide-downloads/>
2. scroll through the menu
3. select the pdf you want by clicking the link
4. a new window opens with the contents of the pdf
5. on your computer select Print or Export and print or save the pdf
6. on your smartphone or tablet choose send and choose a destination

Printing

A5 pdfs can be printed 2 pages side-by-side on A4 paper

Each crag starts at the top of a new page so, to save paper and ink, you can choose which pages (Crag) to print.

To keep you informed and updated we are publishing crag and mini-guides to the area. Our pdfs are constantly updated to provide accurate and up to date information about new developments in the Lakes. All of this information is collated by volunteers from the FRCC Guidebook Team. These downloads supplement our comprehensive and selected guidebooks:

### FRCC WIRED GUIDES

- Lakes Sport & Slate
- Lake District Rock

### FRCC GUIDES

- Dow & Coppermines - NEW
- Langdale
- Borrowdale
- Eastern Crag
- Eden Valley & South Lakes Limestone
- Duddon & Wrynose
- Buttermere & St Bees
- Gable & Pillar
- Lake District Winter Climbs
- Scafell & Wasdale
- Eskdale - in preparation - expected 2024

Our guidebooks can be purchased at <https://www.frcc.co.uk/shop/>

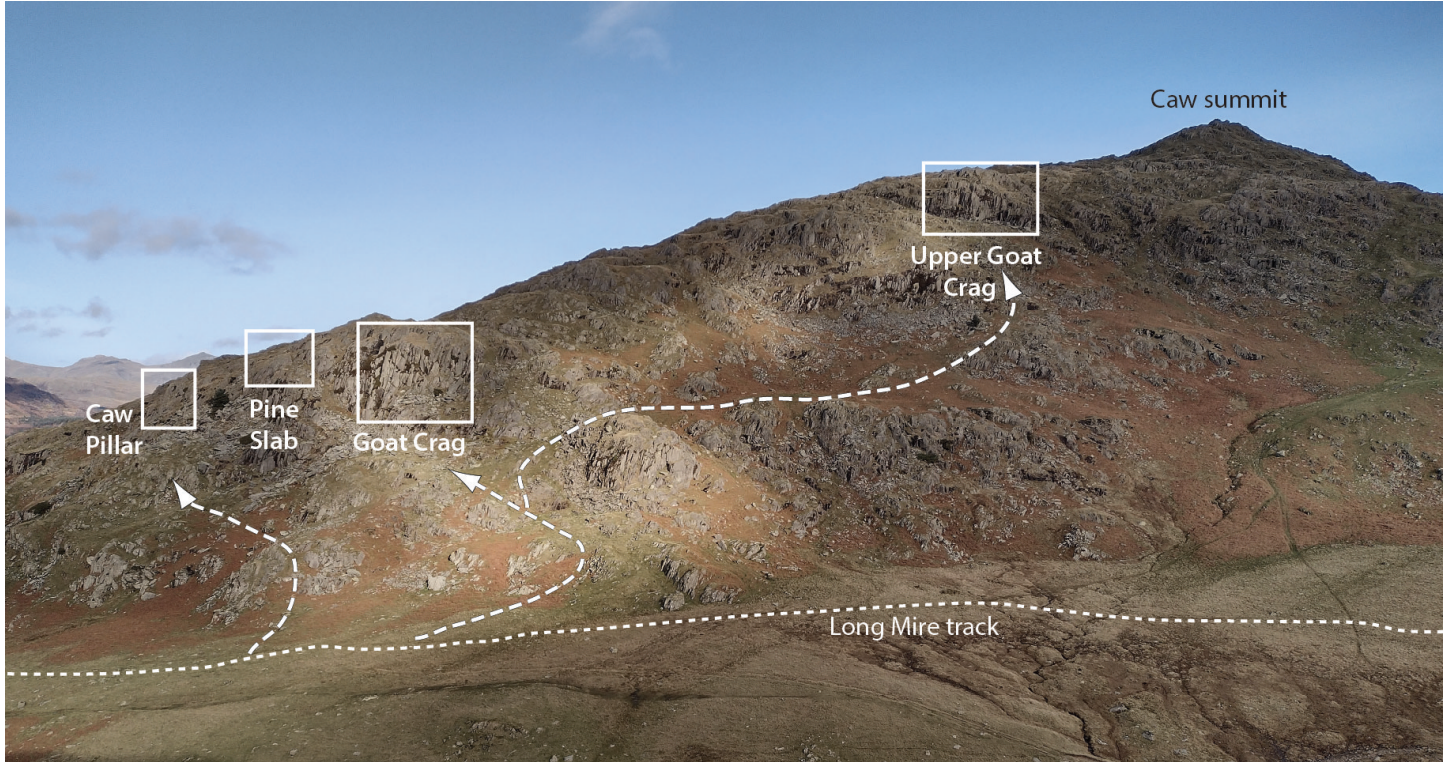
Free shipping for orders over £30.



# Caw

Caw, South-West flank, Duddon.

Drive along the minor road heading across from Broughton Mills towards the Duddon valley and park at the top of the pass above 'Hoses' - (259m). Approach :- 30 minutes. Follow the twin track weaving along the ridge in a north-easterly direction until you meet the 'Park Head Road', a bridleway from Hoses to Seathwaite. Follow this north to a high point on the track where the crags become visible, then descend a short way down the track to a stream and turn right onto the 'Long Mire' track then head off left up the hillside to the relevant crag. The obvious broken crag ahead is [Goat Crag](#) but to the left of this is a Lonesome Pine Tree; 40m left of the tree is [Caw Pillar](#).



Caw overview



# Caw Pillar

OS Ref: **SD 2250 9445**

Alt: **355m**

(54.339723, -3.193705)

A west-facing slim slabby pillar of excellent rock with some good quality lines.

Grades



## Descent

Descend to the right.



Caw Pillar

**1** **Life on the Edge** E2 5c † 10m

Excellent. Start from the flake at its base and boldly climb the slim rock pillar just left of the edge. Sky hooks needed.

20.06.2024 J Daly, D Geere



**2** **The Groove Cutter** HVS 5a 10m

A minor classic. Climb the impressive V-groove without recourse to the crack on the right.

14.06.2024 J Daly, D Geere



**3** **Caw Blimey** VS 4c † 10m

Starts from the same heather ledge as [The Groove Cutter](#).

Step across to gain and climb the thin crack just right of the V-groove with some bridging onto the arête on the left

10.06.2024 S Parr

**4** **Par-Caw** HS 4a 10m

Climb the vegetated central crack.

21.07.2024 S Parr

**5** **Where are all the Goats?** HVS 5a 10m

Start beneath an overhang. Step in from the left and climb the slab's flakey right-hand crack.

3.07.2022 D Scott-Maxwell, A Gittins



**6** **Cawdite** S 10m

Climb the crack system up the right arête.

21.11.2023 J Daly



# Pine Slab

OS Ref: **SD 2252 9441**

Alt: **370m**

SW facing. Located 30m up right from the Pine tree. Short but nice pocketed rock.

Grades

1

1



Caw - Pine Slab

**1** Could a Goat climb this? **VS 4c** 8m

Climb up the slab to an obvious crozzly pocket then finish to its right, avoiding the short corner.

3.07.2022 D Scott-Maxwell, A Gittins

**2** Cruiser **MS** 10m

From the toe of the slab climb up to the shoulder, step up then make some moves left into a short corner to finish.

24.11.2023 J Daly



# Goat Crag

OS Ref: **SD 2253 9437**

Alt: **345m**

Grades

2

54.339034 -3.193095

Jagged in appearance, this crag sports many sharp arêtes and V-grooves.



Caw - Goat Crag

## 1 The Manx Missile VS 4c † 26m

Start from the lowest point of the crag. Climb a teasing V-groove to a ledge then the blunt rib above; now make a rising traverse across the wall into the corner on the right and up to gain some respite on a rounded rock ledge above on the left. Move left round the steep nose, avoiding a perched layback flake, and climb the next groove and rib above to the top.

30.06.2024 A Phizacklea, J Daly

## 2 Razor Edge MVS 4b † 25m

Start 4m right of [The Manx Missile](#). Climb the razor-sharp arête until it is possible to step left into a corner which is followed to the base of a fine V-groove. Climb the V-groove direct to gain the top.

30.06.2024 J Daly, A Phizacklea



# Upper Goat Crag

OS Ref: **SD 2280 9442**

Alt: **465m**

(54.339292 -3.189070)

Located up and right from [Goat Crag](#) but not visible from there. Approach by following sheep tracks heading diagonally up rightwards for about 300m passing a small pine tree then cut back up the steeper fell on the left until the crag comes into view.

Grades

4



Caw - Upper Goat Crag

## 1 Caw Don Bleu MVS 4b † 18m

Start beneath a prominent wet streak. Climb the short wall and shallow V-groove above then finish directly up the rib above or step left to finish up a groove.

30.06.2024 J Daly, A Phizacklea

## 2 Caw Values MVS 4c † 18m

Start just right of [Caw Don Bleu](#). Climb onto a good rock ledge where a long reach over the head wall above brings good jugs to hand. Pull over rightwards and follow the nice rib line above.

23.06.2024 A Phizacklea

## 3 Caw Meltdown HVS 4c † 18m

Do battle to gain the prominent hanging niche from the right then struggle to exit it. Continue directly up the buttress above.

30.06.2024 A Phizacklea, J Daly

## 4 Hard Caw HVS 5a † 18m

Just round the corner to the right. Climb a steep powerful crack to gain a large ledge then up the easy slabs above.

30.06.2024 J Daly, A Phizacklea





# Caw Canyon, (aka Hub's Crag)

OS Ref: **SD 2317 9410**

Alt: **375m**

(54.336580 -3.183217)

**This crag is located on Caw's south-eastern flank.**

This unusual rock formation takes the form of a canyon opening out to the south. It is partly formed by two huge detached blocks and offers both pleasant slabs and seriously overhanging walls on both its inner and outer faces. Although some of the routes are short it is well worth a visit for the quality of the climbing.

Routes are described from left to right starting from inside the Canyon, beginning with the overhanging left wall.

**Some of these routes were climbed as highball boulder problems above pads. Accordingly, these routes have been given Font grades. You have been warned!**

## Approach

There are two approach options :- 45 minutes.

1:- Park at the high point of the road above 'Hoses'. Follow the Caw South West flank approach then head right up the Long Mire track until 50m before 2 stone cairns. Now follow a rising track on the left, keeping left at a junction, to arrive at the shoulder of Broadslack from where Caw Canyon becomes visible down to the left.

2:- From the head of the Stephenson Ground road in the River Lickle valley. Shorter but an extra 100m of ascent. Park before the bridge about 0.5km beyond the Hawk car park, cross the bridge and head west up the road to the buildings of Stephenson Ground. Go through a 5 bar gate on the right and follow the footpath up behind the farm house, after 2 further gates either pick out a track through the bracken heading in the direction of Caw summit or continue along the Long Mire track and then break out right to head for the crag.

Grades

9

6

11

3



Caw Canyon Inside Face LHS



**1 Short Arête f6A †**

Standing start

31.08.2024 C Matheson

**2 Short Wall f6B †**

Standing start

31.08.2024 C Matheson

**3 Crimp Wall f6B †**

Standing start. Climb the wall on positive crimps.

Sept 2024 C Matheson

**4 The Hubbasphe E4 6a † 9m**

Climb the very steep central crack.

Climbable as a highball boulder at f6C from a standing start.

24.04.2021 K Phizacklea

**5 Hub's Wall f7A+ †**

Standing start. Ascend the blank face on tiny edges, starting from the obvious large undercuts on the small roof.

31.08.2024 C Matheson

**6 The Prayer Mat E2 5b 9m**

Climb the impressively overhanging finger crack just left of an obvious chimney.

6.07.2024 J Daly, A Phizacklea, JL Holden

**7 Canyon Arête f6B †**

Standing start. Carefully layback up the arête to a long reach for the top. (Can be added to the end of [Canyon Traverse](#) to provide a longer problem).

31.08.2024 C Matheson







Caw Canyon routes 8-11

**8 Canyon Left f6C+ †**

Standing start. A tough move to gain the flake/layaways above the half-height break. No bridging.

31.08.2024 C Matheson

**9 Canyon Right f6C+ †**

Standing start. Another problem with a long reach for the top. No bridging.

31.08.2024 C Matheson

**10 An Abridged Version VS 4c † 9m**

The inner sanctum of the Canyon narrows into a deep fissure; this route climbs the steep left wall of the fissure halfway along looking in from the south. Bridging essential.


Summer 2011 JL Holden, A Towse

**11 Canyon Traverse f6B †**

Standing start. From the cleft at the back of the canyon, traverse leftwards across a series of obvious layaways, dropping low after about 3 metres and always keeping below the half-height break.

31.08.2024 C Matheson





Caw Canyon routes 12-14

**12** Yardstick f7A †

Sitting start. From the crimp rail make some long pulls on positive holds to the top.

31.08.2024 C Matheson

**13** Broomstick f7A †

Sitting start. From the crimp rail, climb the hairline crack with some help from a few crimps on the face for the right hand.

31.08.2024 C Matheson

**14** Slapstick f7A †

Sitting start. From a sidehold on the right side of the arête, make a very long span to the obvious sidehold/flake on the left arête.

31.08.2024 C Matheson

The next 3 routes are on the south-facing slab which finishes on an isolated rock pinnacle. Escape is facilitated by stepping across the fissure.





Caw Canyon Inside Face

**15** **Seven Hills of Rusland E2 5c 7m**

Delicately climb the left side of the excellent slab following a vague crackline.

24.04.2021 K Phizacklea, D Geere

**16** **Five Cattle Grids of Birkrigg E3 6a † 7m**

Takes a bold line up the slab just right of [Seven Hills of Rusland](#). Unprotected. Climbable as a boulder at f6B from a standing start.

24.04.2021 K Phizacklea, D Geere

**17** **Inner Chimney S 7m**

Start up the open chimney on the right then finish up the pleasant slab on the left, a good spike behind you at the top.

6.07.2024 A Phizacklea, JL Holden

The next 3 routes are on the easy-angled west-facing slab. As this is another isolated pinnacle, the best descent is to down climb [The Chute](#); a back rope can be looped round two small rock spikes as marked on the Topo. Alternatively, with a long rope, your partner could lower you down the opposite face

**18** **Man the Guns MVS 4b 7m**

Climb the off-width crack and slim pillar on its left.

6.07.2024 J Daly, JL Holden, A Phizacklea

**19** **Broadside HS 4a † 7m**

Boldly climb the centre of the slab to finish at a leaning corner.

6.07.2024 J Daly, JL Holden, A Phizacklea

**20** **The Chute VD 6m**

Best used as an access/descent option from the pinnacle.

Climb diagonally up right using 2 triangular pockets to gain the right-hand shoulder.

**21** **Scaramanga E1 5a † 7m**

Climb the steep south-facing prow passing two prominent rock scars.

28.07.2024 J Daly, A Phizacklea

The east-facing outside face sports some seriously steep routes.







Caw Canyon Outside Face

- 22 The Solex Agitator f7B †**

Standing start. Climb the groove in the arête via a slappy sequence. Heels and knees may help.

31.08.2024 C Matheson

★★★
- 23 Miss Goodnight f7B+ †**

Standing start. Start as for [Solex Agitator](#), but move right onto the large undercut on the arête. A hard sequence lies above using a left-hand crimp (left of the arête) and the unhelpful crack for the right hand.

31.08.2024 C Matheson

★★★
- 24 Last of the Fougères E3 5c † 10m**

Pull up onto a sloping weakness then boldly climb the shallow groove above just left of the arête.

24.04.2021 K Phizacklea, D Geere

★
- 25 Who Fired that Cannon VS 4c 10m**

All budding Powder Monkeys should charge up this fine flake edge. Mind your cannon balls though!

24.04.2021 K Phizacklea, D Geere

★★★
- 26 Outside Chimney HVS 5a 11m**

Start just right of [Who Fired that Cannon](#). Battle your way up the outside of the tight chimney until it is possible to pull into it above a restriction. Climb the upper chimney pulling out left onto the slab of [Inner Chimney](#) to finish. Good spike behind you. Skyhook useful.

28.07.2024 A Phizacklea, J Daly

★
- 27 Hub's Crack f7A+ †**

Standing start. Climb the left-hand crack if you are brave enough! Big pulls, big air and the odd tiny crimp.

31.08.2024 C Matheson

★★★★
- 28 Walnut f6C+ †**

Standing start. From the top of the block, pull onto the face and climb the wall and crack above. Note: The landing may not be to everyone's taste.

Sept 2024 C Matheson

★★★
- 29 The Bee's Nest f7A+ †**

Standing start. Tricky moves low down.

31.08.2024 C Matheson

★★★



# Hideaway Crag

OS Ref: **SD 2315 9412**

Alt: **395m**

Located only 50m up left from the entrance to [Caw Canyon](#) but surprisingly well hidden. Both south and west-facing.

Grades



Caw - Hideaway Crag

**1** **Pocket Rocket** HVS 5b † 9m

An eliminate that boldly climbs the left edge of the pillar on small pockets without side runners. Skyhook useful.

28.07.2024 J Daly, A Phizacklea

**2** **The Sorcerer** VS 4c 9m

Climb the fine vertical finger crack.

17.07.2024 J Daly

**3** **There's only one** HS 4a 9m

Climb the diagonal crack and its right wall to a spike; continue up the cracked wall above the ramp.

17.07.2024 J Daly

**4** **Alfie** S 4a 10m

Start just right of [There's only one](#) and climb the steep rib direct with pleasant slabs above.

17.07.2024 J Daly

**5** **Zack** VD † 13m

Climb the short right-facing corner then head easily up left to climb a short slim V-corner/groove.

17.07.2024 J Daly

**6** **Lee** S 4a † 13m

From some blocks, climb the arête direct to gain a slab above; up the centre of this then follow the rib heading up left.

17.07.2024 J Daly





# Tail Crag

OS Ref: **SD 2346 9408**

Alt: **385m**

A south-facing crag located about 250m east of [Caw Canyon](#) at a similar level.

Grades



Caw - Tail Crag

**1** **Wagging the dog VS 4b** † 12m

Climb the prominent corner at the left side of the crag with an awkward move above to gain and finish up a left-trending groove.

28.07.2024 A Phizacklea, J Daly

**2** **Tramlines E1 5c** † 12m

Technical climbing up the obvious diagonal twin cracks with welcome assistance from a flake edge on the right at mid-height to an awkward finish.

28.07.2024 A Phizacklea, J Daly





# Hublet

A bouldering area developed by Craig Matheson in 2024 lying 150m SW of [Caw Canyon](#).  
54.33478 N 3.18616 W

Grades

11  
1

## Approach

The crag is visible from the main crag and about 50m off the main access path. When approaching from the Duddon side (Hoses), you simply turn right as soon as [Caw Canyon](#) comes into view and walk downhill for 50m. If approaching from Stephenson's Ground, you can see the crag just beyond and downhill of [Caw Canyon](#).



Caw - Hublet LHS



- 1 Left Arête f5+ †
- 2 Flake Wall f5 †
- 3 Big Flake f6A †
- 4 Dirty Scoop f6A †
- 5 Short Crack f5+ †
- 6 Great Arête f5+ †



Caw - Hublet RHS

- 7 Hubbardian Magic f8A †
- 8 Creaky Scoop f6B †
- 9 Classy Scoop f6B †
- 10 Flaky Scoop f6A †
- 11 Shallow Scoop f6B †
- 12 Right Arête f5 †