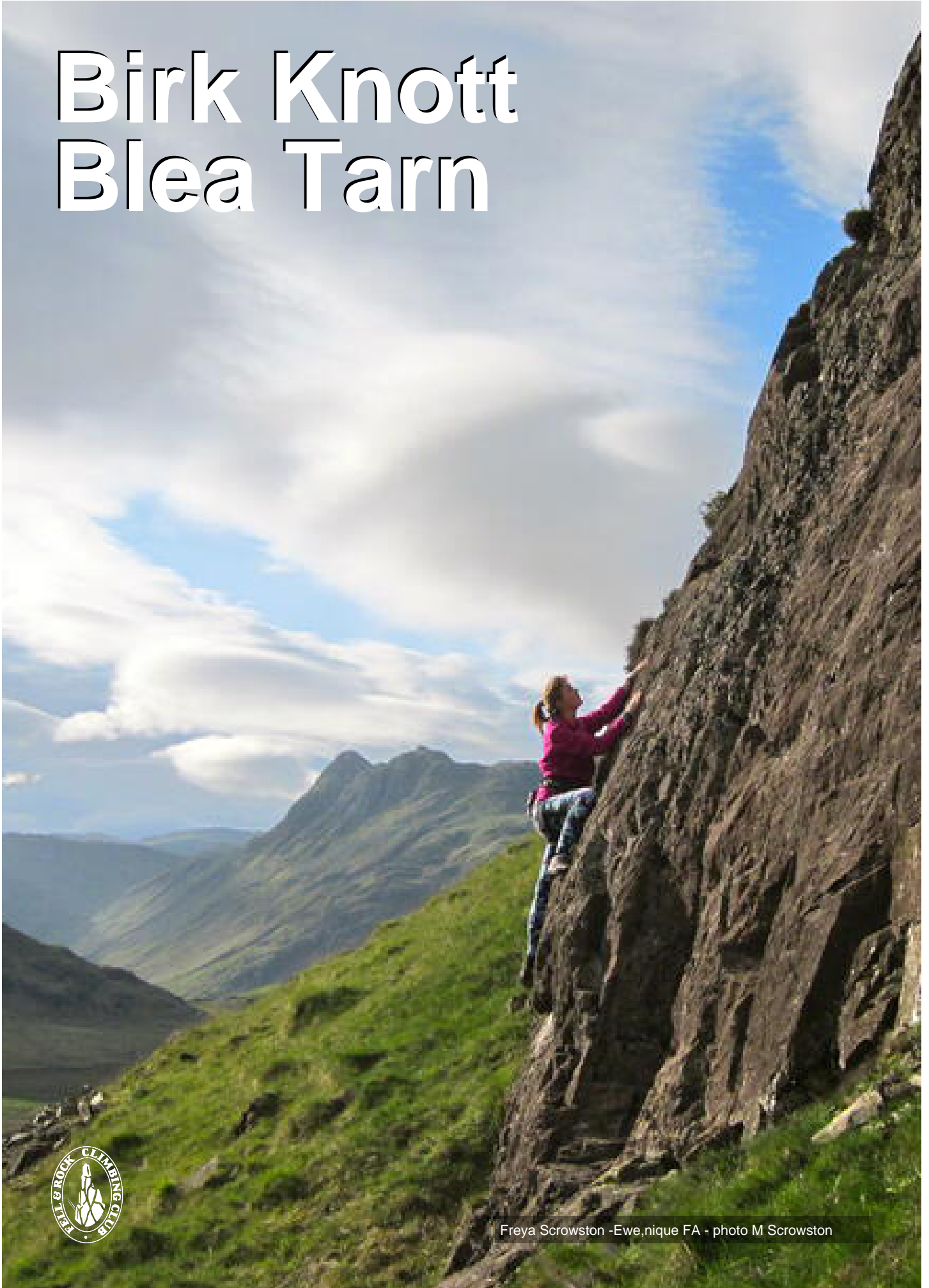


Birk Knott Blea Tarn



Freya Scrowston -Ewe,nique FA - photo M Scrowston

WARNING

You climb at your own risk. Climbing is a dangerous activity carrying the risk of serious injury or death. If you climb, the presumption is that you are aware of and accept these risks together with responsibility for your activities and your safety. You are the sole judge of conditions, the suitability of any chosen route, the ability of the party and you take sole responsibility for your actions. Rock is a dynamic medium and rockfalls are frequent. In the mountains the weather changes quickly, climbs change unpredictably; blocks, flakes and holds become loose and fall off, rock becomes vegetated and dirty, in situ gear deteriorates or disappears. Even a minor change can have a dramatic effect on the difficulty or seriousness of a route. There can be no presumption that any given climb will be found in the condition described. It is therefore essential that climbers judge the seriousness or difficulty of any route before committing themselves.

While every effort is made to present accurate information, the descriptions, grades and comments provided in this guidebook are compiled from a number of sources. They may contain errors, are subjective or may have changed and should not be relied on. Neither the FRCC nor anyone involved with the production of this guide can be held responsible for any inaccuracies, omissions or mistakes, nor liable for any personal or third party injuries or damage, howsoever caused, arising from the use of this information.

Copyright

© FRCC Guides 2024

Published by The FRCC: Industrial and Provident Societies Reg. 30506 R

FRCC GUIDES

Instructions for downloading and printing.

The mini-guides and crag pdfs can be downloaded to your smartphone or tablet

1. click on the link <https://www.frcc.co.uk/mini-guide-downloads/>
2. scroll through the menu
3. select the pdf you want by clicking the link
4. a new window opens with the contents of the pdf
5. on your computer select Print or Export and print or save the pdf
6. on your smartphone or tablet choose send and choose a destination

Printing

A5 pdfs can be printed 2 pages side-by-side on A4 paper.

Each crag starts at the top of a new page so, to save paper and ink, you can choose which pages (Crag) to print.

To keep you informed and updated we are publishing crag and mini-guides to the area. Our pdfs are constantly updated to provide accurate and up to date information about new developments in the Lakes. All of this information is collated by volunteers from the FRCC Guidebook Team. These downloads supplement our comprehensive and selected guidebooks:

FRCC WIRED GUIDES

- Lakes Sport & Slate
- Lake District Rock

FRCC GUIDES

- Dow & Coppermines
- Langdale
- Borrowdale
- Eastern Crag
- Eden Valley & South Lakes Limestone
- Duddon & Wrynose
- Buttermere & St Bees
- Gable & Pillar
- Lake District Winter Climbs
- Scafell & Wasdale
- Eskdale

Our guidebooks can be purchased at <https://www.frcc.co.uk/shop/> Free shipping for orders over £30.

Birk Knott Crag - Blea Tarn

OS Ref: **NY 298 042**

Alt: **325m**

Grades

12

1

A small crag situated close to the Blea Tarn car park..

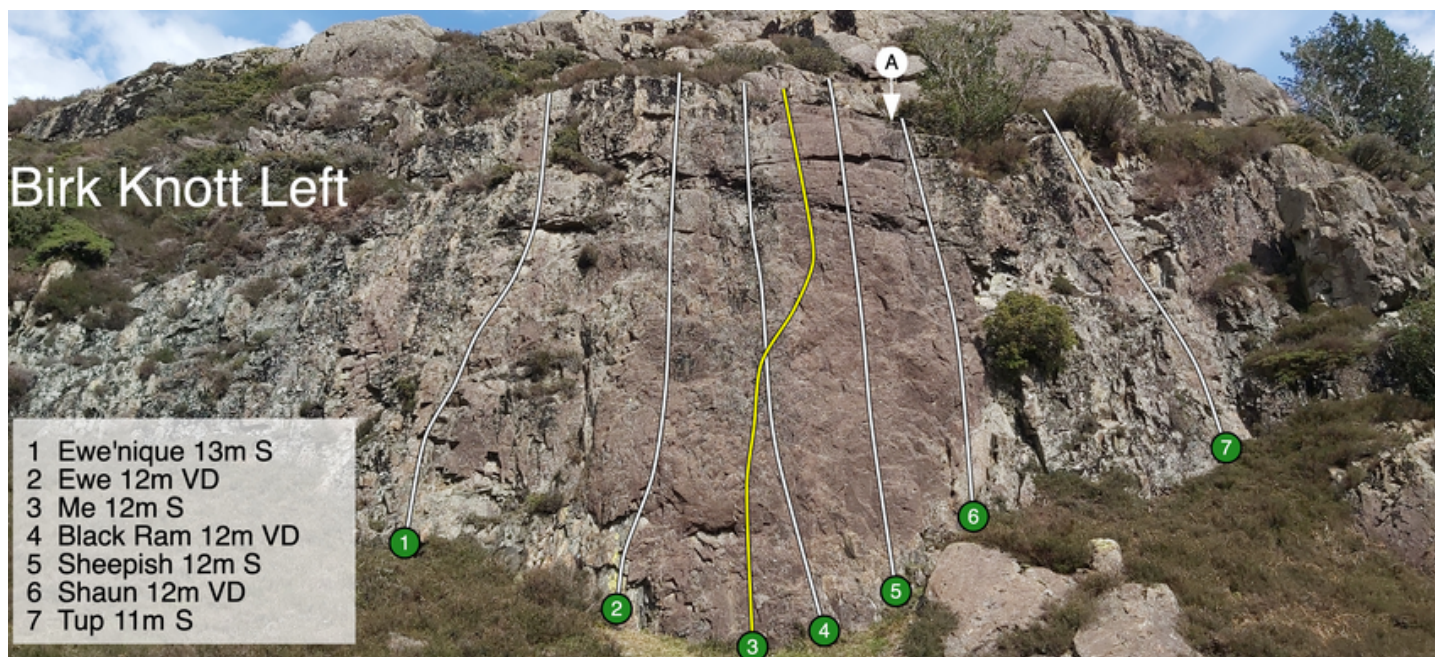
This mini-crag has been climbed on for many years but individual routes were never recorded until now, this guide has been put together from information provided by F & M Scrowston and PC Bennett.

Situated in an idyllic position overlooking Blea Tarn and with expansive views to the Langdale Pikes this is a sunny crag of immaculate rock. There is a nice flat area below the crag, ideal for a family picnic. The left side of the crag is slabby and can be climbed almost anywhere at no more than 4c and the described routes are closely spaced and would be good for children to top rope. The right side is steeper and offers a couple of much tougher options. A feature of the climbing here is the lack of regular and reliable protection, this isn't a place to push your grade! There is an abseil chain at the top of the left hand buttress, this removes the need to plough through heather and juniper bushes to regain the bottom of the slab.

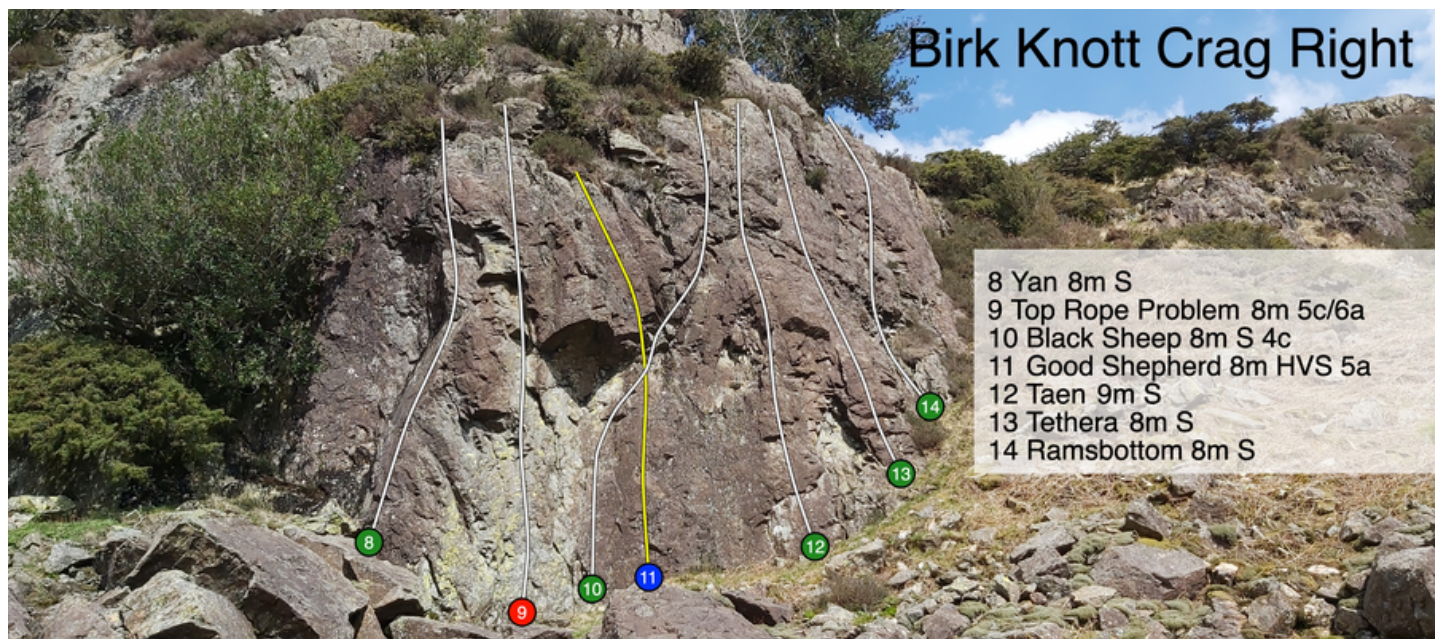
Approach

Park at the Blea Tarn N.T. car park. Cross the cattle grid and small beck then strike uphill on a steep path; after 200m a sheep trod is followed rightwards to arrive at the hidden crag 5 min from the road.

 5 mins **Aspect: South West** 



Birks Knott Crag - Left Side



Birks Knott - 2 - Right hand side

Information provided by PC Bennett. First ascents details of most routes are unknown - the routes were dusted off and re-climbed in March 2014 by M Scrowston. Three of the right-hand routes were added in April 2014 by F and M Scrowston.

1 **Ewe'nique S** † **New** 13m

Start at a clean streak 3m left of *Ewe*. A vague broken groove leads to a small dark overlap. Climb through the overlap then step left to a good ledge to finish up a short wall.

9.10.2016 F Scrowston, M Scrowston

2 **Ewe VD** † **New** 12m

Start at the left end of crag below a small overhang. Climb the bulging wall to large ledges; follow these and the groove above.

3 **Me S** † **New** 12m

Start left of the central recess. Climb wall to ledge, step right across a mossy streak and follow the pleasant juggy wall above.

Eweology

If you have done everything else *Eweology D* starts up *Me* and finishes up *Ewe*.

4 **Black Ram VD** † **New** 12m

To the right of *Me* there is a black streak of moss; climb this direct to the top.

4.07.2019 PC Bennett, D Baker

5 **Sheepish S** † **New** 12m

Start 1m right of the central recess. Ascend the wall on good holds to reach and climb the vertical crack.

6 **Shaun VD** † **New** 12m

Start to the left of a recent rock scar. Ascend the wall on positive holds passing two small overhangs.

7 **Tup S** † **New** 11m

The short clean slab and wall at the extreme right-hand end of the left buttress.

30.08.2020 F Scrowston

Solo

8 **Yan S** † **New** 8m

Climbs the left arête of the right-hand buttress. Short and steep but the holds just keep coming.

9 **Un-named - Top roped 5c/6a** † **New** 8m

This line has been top-roped. Start just left of *Black Sheep*. Climb directly to the roof to gain good holds in the bottomless groove and finish up this.

2020 M Withers

10 **Black Sheep S 4c** † **New** 8m

Climb directly up to the roof and then make an awkward move right to access the dark groove.

May 2014 PC Bennett

11 **Good Shepherd HVS 5a** † **New** 8m

Start right of *Black Sheep*. Climb the short steep wall and follow the right-trending groove more easily to the top

16.06.2014 M Scrowston

Herdwick

If you have done everything else *Herdwick MS* starts up *Good Shepherd* and finishes up *Black Sheep*

12 **Taen S** † **New** 8m

The left-hand of two obvious ribs is gained by a short layback.

13 **Tethera S** † **New** 8m

Climb the right-hand rib, or is it a slab?

14 **Ramsbottom S** † **New** 8m

Start right of *Tethera* by a recess. Ascend the left side of the recess moving right to gain and follow a short groove.

9.10.2016 F Scrowston, M Scrowston