

Costa Silverdale

V 3.4



01 The Beta

Transport

Silverdale railway station is a 30 min walk. Trains from Barrow, Lancaster and Manchester.

There is parking on the beach at the end of Shore Road but this floods during high tides. You can park anywhere in the village observing the usual considerations.

Tides

Some of the routes are tidal but you can always access El Barranco and Sector Duro from the top. Tides below 9 metres don't reach the coast but as a general rule of thumb, mid-day tides are usually high. Tides can come in very quickly and the biggest danger is getting cut off by the costal channels. Use one the Tide Tides apps

The Rock

There are some sections of good rock and lots of loose rock. Helmets are strongly recommended.

The Bolts

All the routes are closely bolted with stainless glue-ins.

The Village

Pubs, cafes a Coop and other shops. Please support local businesses.

Toilets

Public toilets opposite the chemist in the centre of the village

Weather

The open westerly aspect means that many of the routes are climbable through the winter and dry fast after rain in the summer.

Other climbing in the area

Trowbarrow is close by. Woodwell has lots of short trad routes and some hard bouldering. Jack Scout Cove, has a number of trad routes.

Equipping and new routes

As part of the access agreement with the National Trust and AONB there should be no more new routes without prior agreement. Climbers should avoid removal of vegetation or rock and any disturbance of the clifftop area.

Contact Andy Hyslop for more information andy@rockrun.com

Topo Updates

QR codes are displayed in The Blossom Bird Cafe, The Silverdale Hotel and the notice board opposite the Coop where you can download the latest topo version.

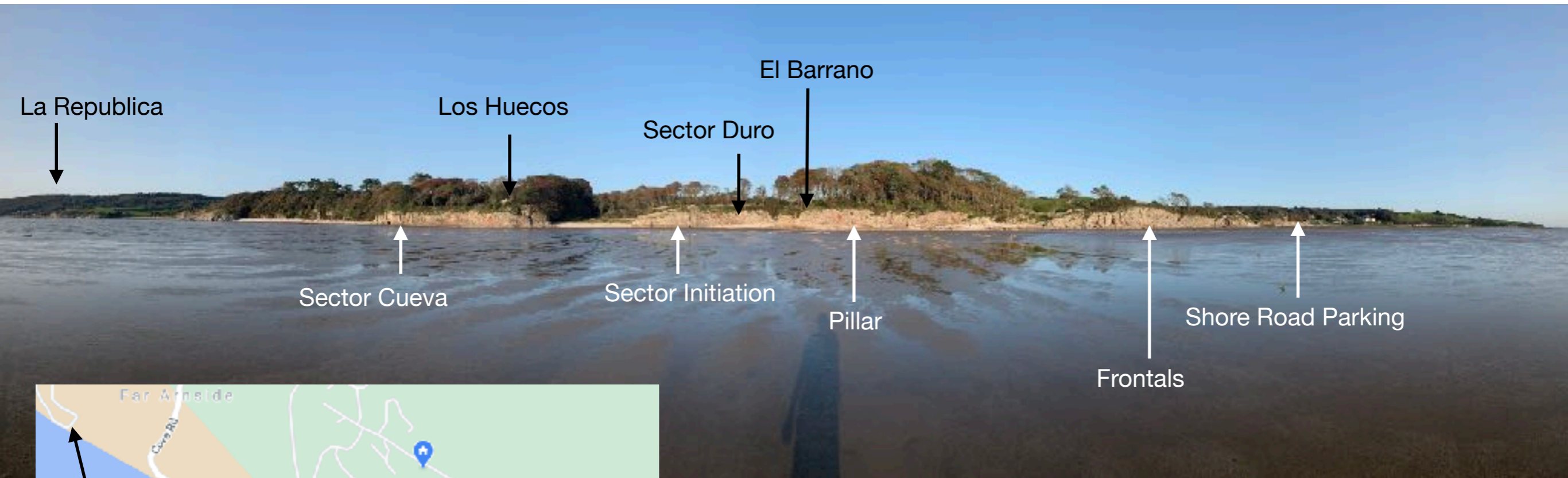
Safety

If you have to call the emergency services we recommend that you use the 'THESE THREE WORDS' app to give them your location. <https://what3words.com/products/what3words-app/>


Accommodation

There are two large campsites in the village and an abundance of caravan sites. Please don't light fires on the coast.

02 Layout



03 Sector Initiation




Closely bolted moderate routes. Care required reaching the belays. A good place to start.

1. Layback 6a+ ★
2. Flake 6a+ ★★
3. Scoop 6a+ ★

4. Crack 6a ★
5. Pedro's Wall 6a+ ★★
6. Groove 5

04 Sector Duro



Short hard routes.

1. **Mucho Duro 7a** ★★ ★ Hard moves through the roof.
2. **Duroísimo 7a** ★★ ★ Boulder problem start
3. **Pedro's Other Route 6b+** ★★ ★

4. **Flat Capped Despot 6c+** ★★ ★ A perplexing start leads to a hard finish.

05 El Barranco



No sun but stays dry in westerly weather. Non tidal and can be accessed from the top path.

1. **Michelangelo 7a+** ★★ Sit down start in the shallow grave for full value. Red choss to the left is out of bounds.
2. **Tony Greenbank 7a+** ★ (TR) One of the greats!
3. **Gaudi 6b+** ★ Steep climbing.

4. **El Greco 6b** ★ Traverse in from the right to get the full pump.

06 Pillar



One hard route and two beginners routes.

1. **Pillar 6b+** ★ Nice rock but awkward climbing.
2. **Groove 4+** ★ ★ Nice climbing up the corner. Bolted for beginners.
3. **Kids Route 3** Steep start onto the slab. Bolted for kids.

Frontals



Pete Gunn flashing Generalísimo




The General will be proud of you if you can flash his route



Mike Woodbridge on the start of El Regalo 6a

07 Frontals



1. **Caudillo 6a/6c+** Use the crack on the left to make it easier. Possibly the worst route on the Costa.
2. **Generalísimo 7a** ★★★ Excellent technical face climbing. Possibly the best route on the Costa.
3. **Falange 6a+** ★★ Off-width skills required. Beware the loose action in the middle.

4. **Jefe 6b+** ★★ Steep start then pull through the overhangs onto the front face.
5. **Capo 6b** ★ Technical start then easy.
6. **El Regalo 6a** ★ The Gift. Climbed on Christmas Day 2020. Technical start then easy.
7. **Papá Noel 5+** ★★ Another Christmas Day route. Nice Climbing.

Hueco Holes 6a



Mike Woodbridge and Mark Harding on Hueco Holes

08 Los Huecos




Only affected by very high tides. Often warm and dry on a sunny mid winter day.

1. **Roca a Cabeza 7a** ★ Painful pockets but ultimately satisfying.
2. **Hueco Holes 6a** ★★ The first route on the Costa.
3. **Feliz Navidad 6b** ★★ Technical climbing on good rock. Tricky to flash, no Christmas gift!

4. **Feliz Año 6a+** ★ Same first bolt as Navidad. Good rock.

09 La Cueva



Good puppy routes. Often dry when everything else is wet in the winter. Great for training laps. Tidal.

1. **Appendectomy 6c** ★★ Boulder problem start on the hanging flute. Good climbing.
2. **Warm up 6a+** ★ Nice juggy climbing.
3. **Winter Option 6b** ★ Harder than it looks.

4. **La Carbróna 6b** ★ Through the small roof.

Homage To Catalonia 6c+



Mike Woodbridge on the tricky start



Mark Harding on the crux



Mark contemplating the final moves to the lower off

10 La Republica



NOTE - PERMISSION HAS NOT BEEN GIVEN TO CLIMB ON THIS CRAG.
ROUTES ARE INCLUDED FOR REFERENCE ONLY

An impressive crag. Situated about 1km NW from the cove parking. Access from the dip in the road between Holgates and Far Arnside or walk across the sands from The Cove when it's dry. Tidal.

1. **Top Rope 6a**

2. **Mar de Plástico 6b.** ★★ A good route which is improving all the time ;-)

3. **Los Granjeros Pajeros 7a** ★★★ Excellent technical climbing.

4. **Homage To Catalonia 6c+** ★★★ A sought after on-sight. Great climbing with a powerful crux.

5. **Top Rope** Directional bolt at the top

6. **La Sardana 6c** ★★ Double bulge action.

7. **Top Rope 7a**

8. **Flamenco 6b+** ★★★

9. **POUM 6b+** ★★ Good climbing through the twin bulges.

10. **EL Chapo 7b** ★★★ Greg Chapman solo, above mats !!

La Republica

**NOTE - PERMISSION HAS NOT BEEN GIVEN TO CLIMB ON THIS CRAG.
ROUTES ARE INCLUDED FOR REFERENCE ONLY**



Andy Hyslop on POUM 6b+



Pete Whillance on the first ascent La Sardana 6c



Greg Chapman of the first ascent of El Chapo 7b or V5

Ads



Don't forget your coffee on the way to the crag. Situated in the centre of the village.



Don't forget your sausages on the way to the crag. Situated in the centre of the village.



Beer? Situated on Shore Road.